

Castors for aluminium profiles




Flexible

Two special top plate fittings for almost any aluminium profile

Versatile


Extensive standard range in different dimensions

Simple



LPA/BPA, LKPA/BKPA series

Light duty castors for aluminium profiles, with top plate

 75–120 kg

Bracket: LPA/BPA, LKPA/BKPA series

- pressed steel, zinc-plated, blue-passivated, Cr6-free

Swivel bracket:

- double ball bearing in the swivel head
- strong central kingpin
- minimum swivel head play and smooth rolling characteristic and increased service life due to the special dynamic Blicke riveting process
- synthetic “stop-fix” brake lever for series LPA, steel brake lever for series LKPA

Wheel:

TPA series

- tread: high-quality thermoplastic rubber-elastomer (TPE), hardness 85 Shore A, colour grey, non-marking, contains oil
- wheel centre: high-quality polypropylene, impact resistant, colour silver grey (“-ELS” version colour black)

PATH series

- tread: high-quality thermoplastic polyurethane (TPU), hardness 94 Shore A, colour dark grey, non-marking, non-staining
- wheel centre: high-quality nylon 6, impact resistant, colour silver grey

POES series

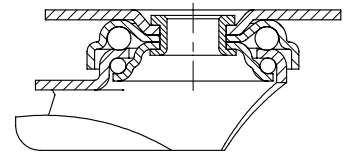
- tyre: high-quality elastic solid rubber “Blicke SoftMotion”, hardness 55 Shore A, colour grey, non-marking
- wheel centre: high-quality nylon 6, impact resistant, colour black



TPA series

PATH series

POES series



Swivel castors	Fixed castors	Swivel castors with “stop-fix” brake	Wheel Ø [mm]	Wheel width [mm]	Load capacity [kg]	Bearing type	Total height [mm]	Plate size [mm]	Bolt hole spacing [mm]	Bolt hole Ø [mm]	Offset swivel castor [mm]
LPA/LKPA-TPA series											
LPA-TPA 75KF-291	BPA-TPA 75KF-29 *	LPA-TPA 75KF-291-FI	75	25	75	ball bearing (C)	100	90 x 40	65	8,5	29
LKPA-TPA 80KF-29	BKPA-TPA 80KF-29	LKPA-TPA 80KF-29-FI	80	32	120	ball bearing (C)	111	120 x 40	80	8,5	40
LKPA-TPA 101KF-29	BKPA-TPA 101KF-29	LKPA-TPA 101KF-29-FI	100	32	120	ball bearing (C)	136	120 x 40	80	8,5	40
LKPA-TPA 126KF-29	BKPA-TPA 126KF-29	LKPA-TPA 126KF-29-FI	125	32	120	ball bearing (C)	161	120 x 40	80	8,5	40
LPA/LKPA-PATH series											
LPA-PATH 75KF-291	BPA-PATH 75KF-29 *	LPA-PATH 75KF-291-FI	75	25	75	ball bearing (C)	100	90 x 40	65	8,5	29
LKPA-PATH 80KF-29	BKPA-PATH 80KF-29	LKPA-PATH 80KF-29-FI	80	32	120	ball bearing (C)	111	120 x 40	80	8,5	40
LKPA-PATH 101KF-29	BKPA-PATH 101KF-29	LKPA-PATH 101KF-29-FI	100	32	120	ball bearing (C)	136	120 x 40	80	8,5	40
LKPA-PATH 126KF-29	BKPA-PATH 126KF-29	LKPA-PATH 126KF-29-FI	125	32	120	ball bearing (C)	161	120 x 40	80	8,5	40
LKPA-POES series											
LKPA-POES 102KF-29-SG	BKPA-POES 102KF-29-SG	LKPA-POES 102KF-29-FI-SG	100	32	120	ball bearing (C)	136	120 x 40	80	8,5	40
LKPA-POES 127KF-29-SG	BKPA-POES 127KF-29-SG	LKPA-POES 127KF-29-FI-SG	125	32	120	ball bearing (C)	161	120 x 40	80	8,5	40

* Fixed castors with plate size 120 x 40 mm and bolt hole spacing 80 mm

Versions / options



with synthetic brake lever

electrically conductive version, non-marking grey

Product code suffix

-ELS

Available for

series LPA...-FI as standard

series TPA, PATH **

** Wheel load capacity of electrically conductive version reduced by 35%

Further suitable castor series for aluminium profiles such as levelling castors, synthetic castors or castors with bolt hole can be found on our website or in our general catalogue G16.

